

Russia - Ukraine crisis

Impact on Africa

2022 UN Resolution on Ukraine: Africa divided

The UN resolution on Ukraine on 2nd March 2022 divided African countries, with 28 countries voting in favour, and 26 not voting in favour.

- 17 abstained (out of 35 total abstentions)

Algeria, Angola, Burundi, CAR, Congo Republic, Equatorial Guinea, Madagascar, Mali, Mozambique, Namibia, Senegal, South Africa, South Sudan, Sudan, Uganda, Tanzania, Zimbabwe

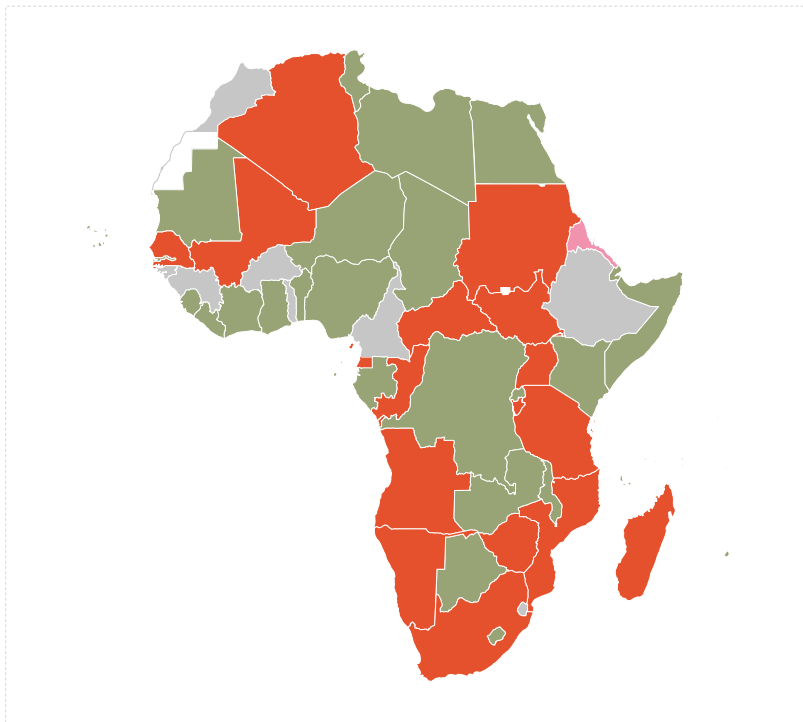
- 1 voted against (out of 5 total oppositions)

Eritrea

- 8 did not take part in voting (out of 12 in total)

Burkina Faso, Cameroon, Eswatini, Ethiopia, Guinea, Guinea-Bissau, Morocco, Togo

African countries' votes on UN Resolution on Ukraine (02/03/2022)



African votes on 2014 UN Resolution on Crimea: **one third of African countries in favour**

- In favour: 19
- Against: 2
- Abstain: 27
- Did not vote: 6

African votes

- Voted in favour of Ukraine
- Voted against
- Abstained
- No vote recorded

Source: MIF based on United Nations

Russian diplomatic presence in Africa: 40 countries covered

Russia has embassies in 40 African countries and consulates in 5 African countries.

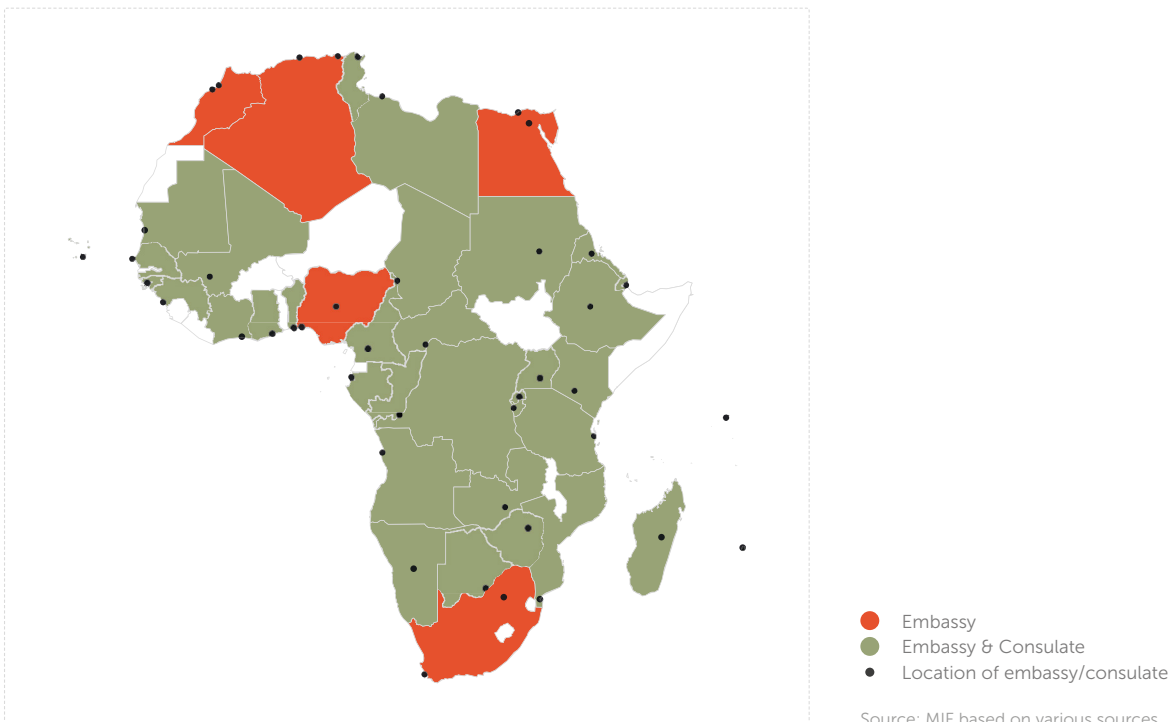
- Algeria, Egypt, Morocco, Nigeria, and South Africa have both an embassy and a consulate

There are 14 African countries with no Russian embassy or consulate.

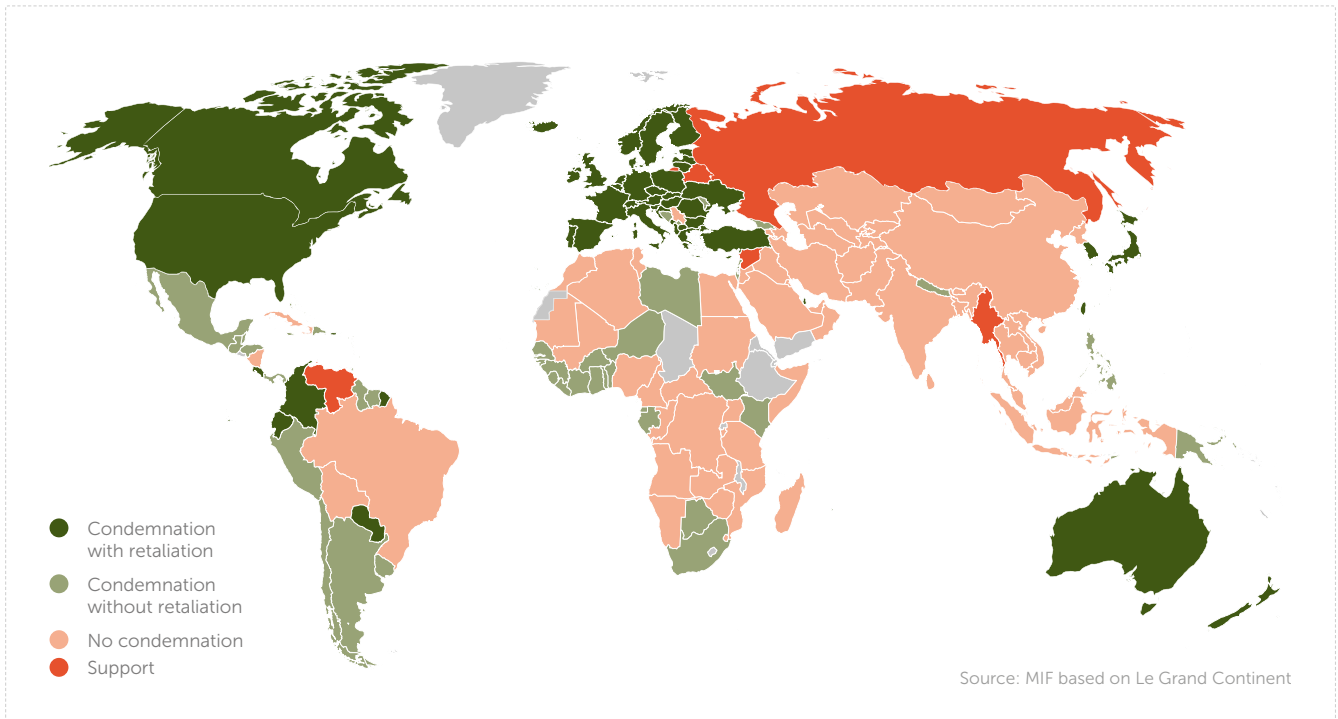
- Burkina Faso, Comoros, Equatorial Guinea, Eswatini, Gambia, Lesotho, Liberia, Malawi, Niger, São Tomé and Príncipe, Sierra Leone, Somalia, South Sudan and Togo

Relations have deepened in recent years with new Russia-Africa summits. The first took place in Sochi in 2019, while the second is still scheduled in Addis Ababa at the end of 2022.

Russian embassies and consulates in Africa



Reactions at global level to Ukraine's invasion



MILITARY SECURITY: Russia has signed military co-operation agreements with 28 countries, and is the largest supplier of arms to the continent

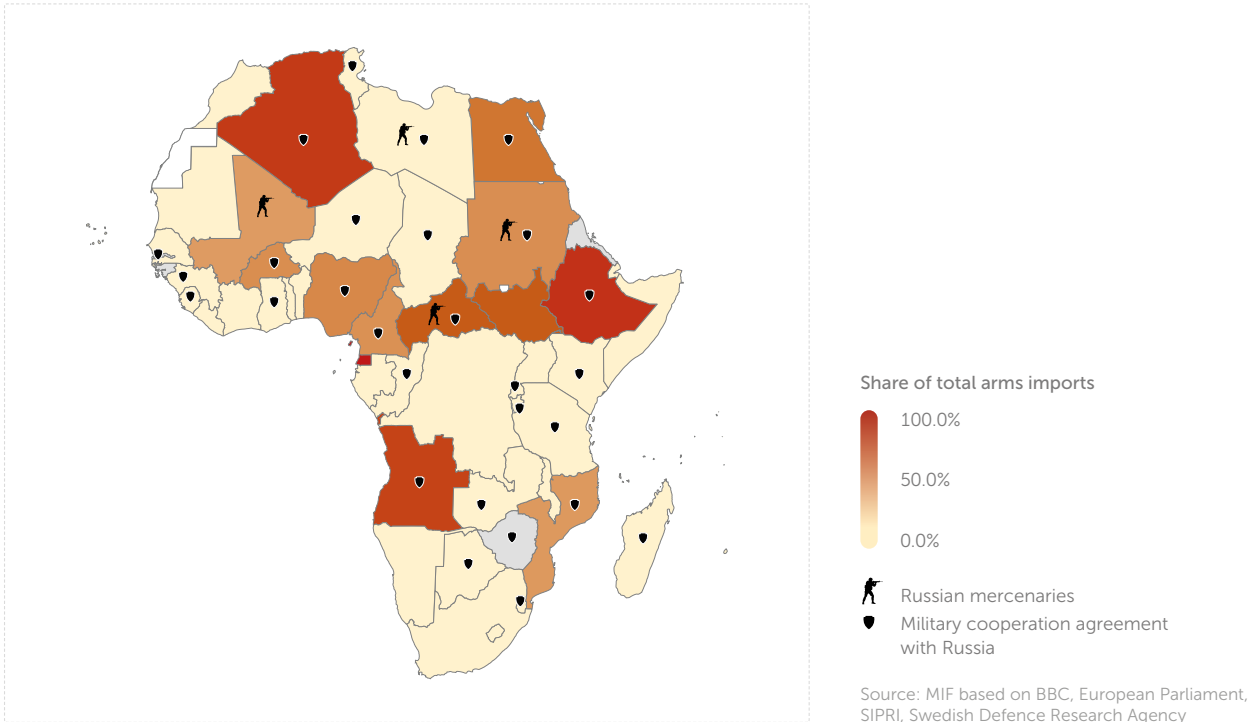
There is a strong military element to Russia's relationship with the majority of African countries.

- 28 African countries have signed military co-operation agreements with Russia
- Russian mercenaries are present in Central African Republic, Libya, Mali and Sudan

In recent years, Russia has been the largest supplier of arms to the continent.

- Just under half (45.2%) of Africa's arms and ammunition imports were of Russian origin between 2016 and 2020. Over this period:
 - Russia has supplied 100% of all imported arms in Equatorial Guinea
 - Russia has accounted for more than half of all arms imports in Algeria (69.3%), Angola (63.6%), Ethiopia (75.0%) and South Sudan (50.0%)
 - Russia has accounted for around one third of all arms imports in Burkina Faso (33.3%), Central African Republic (33.3%), Egypt (40.9%) and Nigeria (34.6%)
 - In absolute terms, Algeria has spent more on Russian weapons than any other African country at almost \$7 billion, followed by Egypt at approximately \$4 billion

African countries: Russian arms imports and military presence (2016-2020)



Spotlight: ESSENTIAL COMMODITIES: Russia and Ukraine leading producers

The economic disruption caused by the conflict, both in terms of sanctions and physical disruption to trade routes, has seen prices rise, adding to the existing post-COVID inflation.

Russia is a leading global supplier of oil, gas, metals, and grains

Russia is the world's...

- Largest producer of palladium
- 2nd largest producer of platinum and of aluminium
- 2nd largest producer of natural gas
- 3rd largest producer of oil
- 3rd largest producer of nickel and of gold
- 4th largest producer of wheat
- 6th largest producer of coal
- 7th largest producer of sugar
- 9th largest producer of copper

Ukraine is the world's...

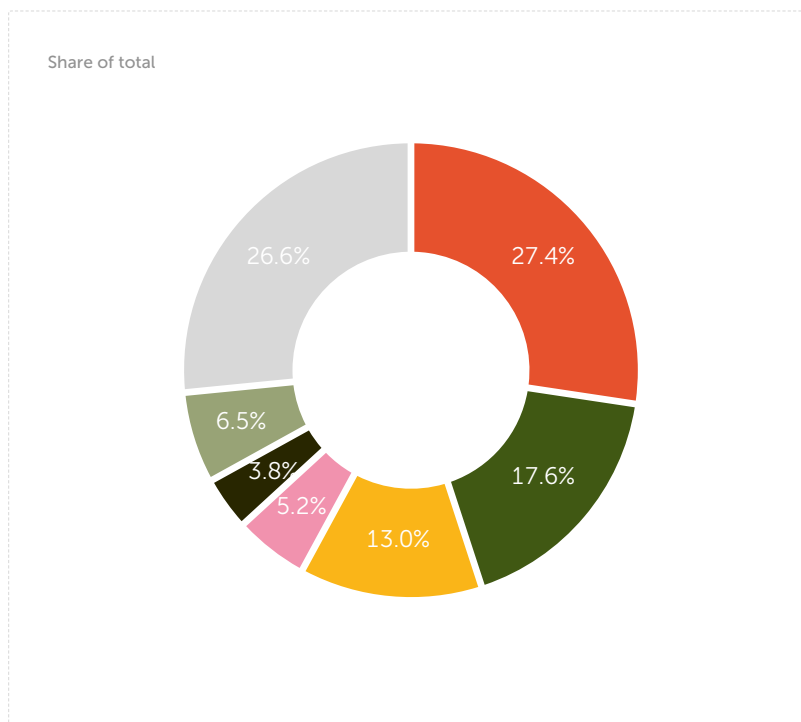
- 4th largest exporter of corn
- 8th largest producer of wheat

FOOD SECURITY: Russia is the largest and Ukraine the third largest supplier of wheat to Africa

Wheat production in Africa is comparatively low. Most countries on the continent are dependent on imports to meet demand.

- All African countries but Djibouti are net importers of wheat
- Russia's wheat production is almost three times greater than Africa's
- Ukraine's wheat production is similar in size to the whole of Africa's

Africa: wheat imports by country of origin (2019)



Russia + Ukraine account for 40.4% of Africa's wheat imports, compared to 33.1% for the EU

Almost **100% of Benin's** wheat imports are Russian, while over **75% of Sudan's** are Russian

39 African countries import wheat from Russia to feed their population



Source: MIF based on UNCTAD

The Russia-Ukraine war is likely to affect wheat supply chains as Ukraine, Russia and Romania, three major wheat exporters that ship grains from ports in the Black Sea, face disruptions from the conflict, closure of ports, and sanctions in the case of Russia.

- In 2019, Russia accounted for over one quarter (27.4%) of all wheat imports on the continent, making it the largest single exporter of wheat to Africa
 - Over 20% of wheat imports were Russian in every region of the continent
 - Almost all wheat imported to Benin (99.8%) was of Russian origin, while over half of all wheat imports were Russian in Sudan (76.9%), Madagascar (61.7%), Republic of Congo (57.6%) and Tanzania (52.1%)
- In 2019, Ukraine accounted for 13.0% of Africa's wheat imports, the third largest share of any single country
 - North Africa was most reliant on Ukrainian wheat, accounting for 17.7% of total imported wheat
 - Ukrainian wheat accounted for over one fifth of imported wheat in Egypt (25.1%), Libya (35.2%), Mauritania (23.9%), Morocco (21.1%), and almost half of all imported wheat in Tunisia (48.6%)

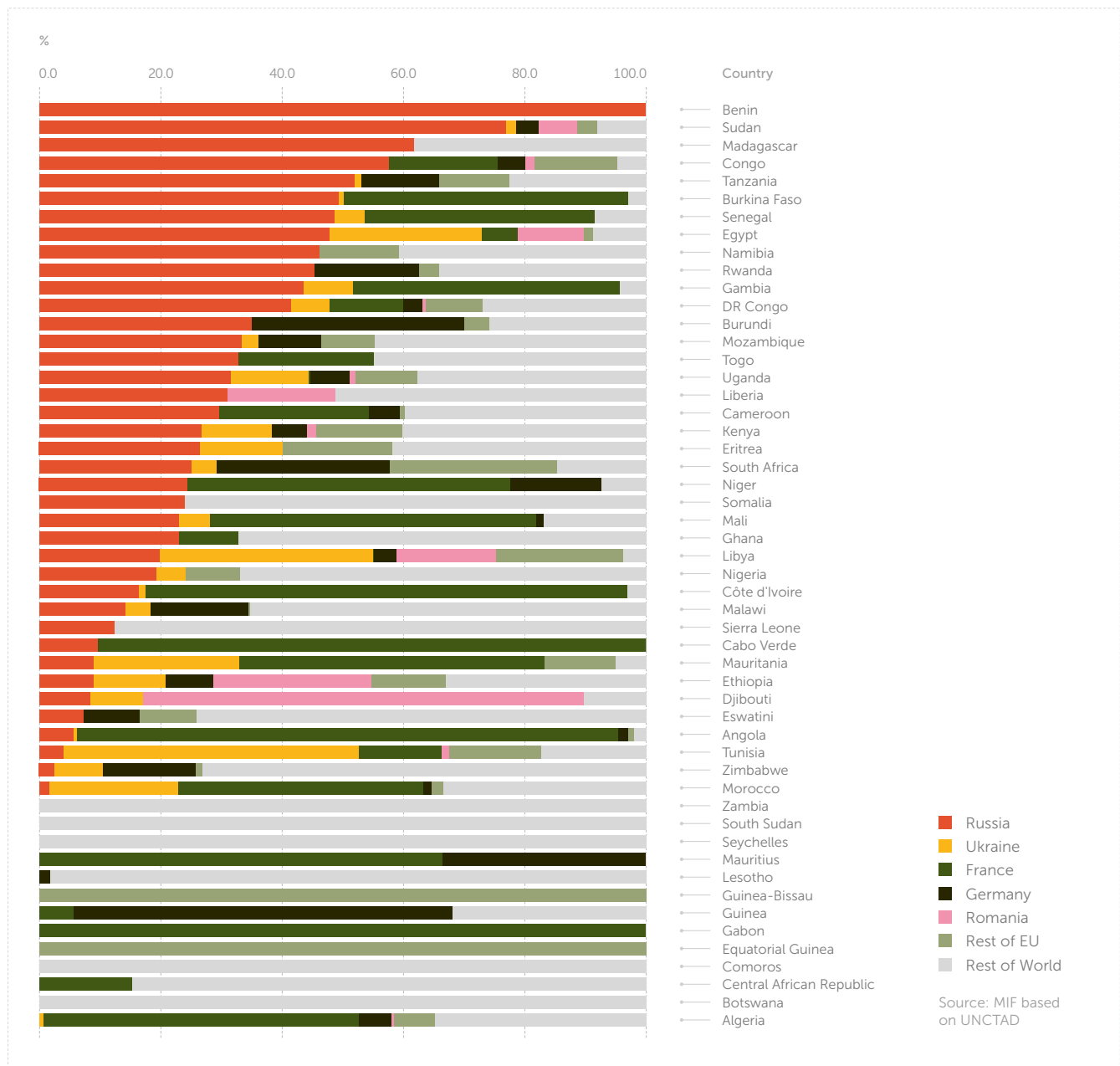
A case for increasing the EU's wheat exports to Africa?

In 2019, the European Union (EU) produced over five times as much wheat as Africa and almost twice as much as Russia.

- As a bloc, the EU accounted for 33.1% of Africa's wheat imports in 2019
- Over half of this was accounted for by France, which accounted for 17.6% of wheat imports to Africa, the second largest of any single country after Russia
- Romania (5.2%) and Germany (3.8%) were the EU's next biggest suppliers of wheat to Africa

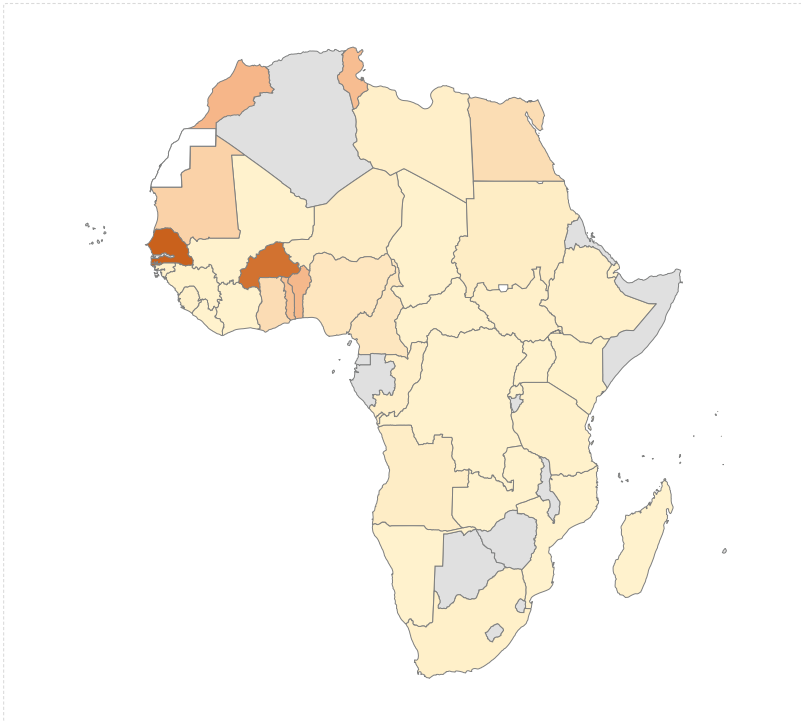
In the short-term, EU wheat production could ease the disruption caused by the conflict. In the long-term the African Continental Free Trade Area may help reduce external dependency on outside food supplies and minimise disruption from external shocks.

African countries: wheat imports by country of origin (2019)



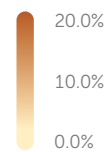
ENERGY SECURITY: Africa is less dependent on Russian fuel than Europe

African countries: fuel imports from Russia (2019)



Russian fuels: almost one fifth of fuel imports for **Senegal** and **Burkina Faso**

Share of total



Source: MIF based on UNCTAD

In 2019, 2.9% of all African fuel imports came from Russia.

- The dependency on Russian imports was highest in Northern Africa (5.4%) and Western Africa (4.6%)
- In Senegal (19.2%) and Burkina Faso (17.2%) almost one fifth of all fuel imports were of Russian origin

A case for increased African gas exports to Europe?

Gas accounted for nearly one quarter (24.5%) of the EU's energy consumption in 2020 and the amount could well get higher as gas is viewed as a transition fuel to decarbonise economies.

However, domestic production of gas in the EU equates to only one eighth of consumption, highlighting the EU's heavy dependence on imported gas to meet its energy demand. Currently, much of that demand is met by Russia.

- Russia accounted for over one third (36.1%) of the EU's imported natural gas in 2020
 - In Germany, Russia accounts for over half (55.2%) of all pipeline imported gas and almost one third in the Netherlands (29.1%)
 - In Italy (31.3%), Russia accounted for roughly one third of total gas imports

36.1% of EU's gas imports are currently from Russia, compared to just over 10% from Africa

55.2% of Germany's pipeline imported gas comes from Russia

African gas could be an option for the EU to reduce dependency on Russia, provided the infrastructure challenge is addressed

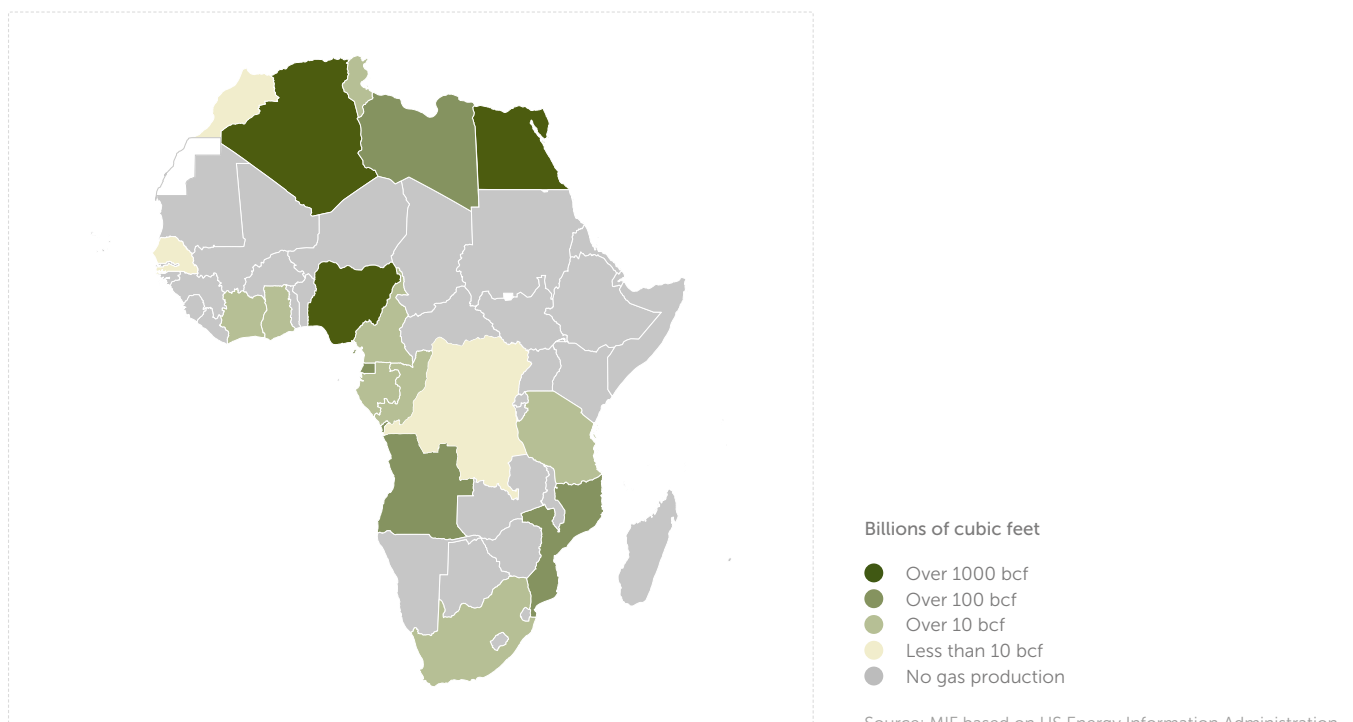
With the crisis in Ukraine, natural gas can be a key element of strengthened Africa-Europe relations, developing African gas reserves to expand energy access on the African continent and secure the EU's energy supply while transitioning to a low-carbon economy.

- In 2019, Africa's natural gas reserves were 33 times higher than the EU's
 - Algeria, Egypt, Libya and Nigeria each have more proven gas reserves than the entire EU
- In 2019, Africa's natural gas production was almost four times greater than the EU's
 - Algeria and Egypt each produced more natural gas in 2019 than the entire EU
- However, Africa accounts for just over 10% of the EU's natural gas imports
 - In 2019, over half of all African natural gas exports went to four EU countries - France, Italy, Portugal and Spain
- Algeria, Egypt and Nigeria are currently Africa's biggest natural gas producers, accounting for 82.1% of Africa's total production combined
 - Other African producers of natural gas include: Angola, Cameroon, Congo Republic, Côte d'Ivoire, DR Congo, Equatorial Guinea, Gabon, Ghana, Libya, Morocco, Mozambique, Senegal, South Africa, Tanzania, and Tunisia

However, transforming and transporting these natural assets is no mean feat. African countries will need months to ramp up production, and infrastructure is severely lacking.

Financing is also needed. The pledge at COP26 to stop funding overseas gas projects failed to consider the situation for Africa, where 600 million people still lack access to energy.

African countries: total dry natural gas production (2019)



Soaring food and energy prices: a potential trigger for additional instability on the continent

The physical disruptions to global trade and subsequent sanctions and trade barriers appearing as a result of Russia's invasion of Ukraine have seen food and energy prices go up.

- Energy prices soared 7.7% in February 2022, led by crude oil (+11.5%)

This is problematic for a continent that already has the lowest access to energy of any world region. Rising energy prices will make connecting the 600 million Africans already off-grid all the more challenging.

- Food prices rose by 5.7% in February 2022, while agricultural prices climbed 4.5%
 - Wheat traded in Chicago, the international benchmark price of wheat, jumped more than 50% in the first week of March following Russia's invasion of Ukraine
 - Corn prices increased by almost 30% between March 2022 and the start of the year

In addition to the adverse impact of COVID-19 on food and energy prices, which has already increased inequality and marginalisation, these price rises have the potential to trigger new domestic unrest and instability.

Author:

Ben Chandler, Senior Researcher
research@moibrahimfoundation.org

Design:

Maria Tsirodimitri, Head of Design

April 2022

References

- African Union (2019). Statement on the 2019 Russia-Africa Summit and Economic Forum | African Union. [online] au.int. Available at: <https://au.int/en/pressreleases/20191028/statement-2019-russia-africa-summit-and-economic-forum-0>.
- Ayuk, N. (2022). Perspective: Africa's 'Freiheits Gas' can help Europe overcome dependence on Russian gas. [online] World Oil. Available at: <https://worldoil.com/news/2022/3/15/perspective-africa-s-freiheits-gas-can-help-europe-overcome-dependence-on-russian-gas/#:~:text=Russia> (Accessed 1 Apr. 2022).
- BAFFES, J. and MACADANGDANG, M.H. (2022). Commodity prices surged in February—Pink Sheet. [online] World Bank Blogs. Available at: <https://blogs.worldbank.org/opendata/commodity-prices-surged-february-pink-sheet> (Accessed 1 Apr. 2022).
- Barabanov, I. (2022). Ukraine conflict: How Russia forged closer ties with Africa. BBC News. [online] 27 Feb. Available at: <https://www.bbc.co.uk/news/world-africa-60506765> (Accessed 1 Apr. 2022).
- BP (2021). Statistical Review of World Energy | Home | BP. [online] BP global. Available at: <https://www.bp.com/en/global/corporate/energy-economics/statistical-review-of-world-energy.html>.
- Devonshire-Ellis, C. (2021). Russia Prepares For 2022 Africa Summit As Trade & Investment Increase. [online] Russia Briefing News. Available at: <https://www.russia-briefing.com/news/russia-prepares-for-2022-africa-summit-as-trade-investment-increase.html/> (Accessed 1 Apr. 2022).
- Embassy Worldwide (2022). Russia - Embassies and Consulates Worldwide. [online] Embassy WorldWide. Available at: <https://www.embassy-worldwide.com/country/russia/>.
- FAO (2019). Crops and Livestock Products, Production Quantity, Wheat. [online] www.fao.org. Available at: <https://www.fao.org/faostat/en/#data/QCL> (Accessed 1 Apr. 2022).
- Harvard's Growth Lab (2019). The Atlas of Economic Complexity by @HarvardGrwthLab. [online] atlas.cid.harvard.edu. Available at: <https://atlas.cid.harvard.edu/explore?country=undefined&product=740&year=2019&productClass=HS&target=Product&partner=undefined&startYear=undefined> (Accessed 1 Apr. 2022).
- International Sugar Organization (2019). The World Sugar Economy in 2019. [online] Isosugar.org. Available at: <https://www.isosugar.org/sugarsector/sugar> (Accessed 1 Apr. 2022).
- Le Grand Continent (2022). Cartographier les réactions à l'invasion de l'Ukraine. [online] Le Grand Continent. Available at: <https://legrandcontinent.eu/fr/2022/02/24/cartographier-les-reactions-a-linvasion-de-lukraine/> (Accessed 1 Apr. 2022).
- Mo Ibrahim Foundation (2022). Facts and Figures on Climate and Energy AFRICA EUROPE FOUNDATION DEBATE. [online] Available at: https://mo.ibrahim.foundation/sites/default/files/2022-02/aef_summit_energy-vs-climate.pdf (Accessed 1 Apr. 2022).
- Mureithi, C. (2022a). How African countries voted on Russia's invasion of Ukraine. [online] Quartz Africa. Available at: <https://qz.com/africa/2138584/how-african-countries-voted-on-russias-invasion-of-ukraine/> (Accessed 1 Apr. 2022).
- Mureithi, C. (2022b). The Russia-Ukraine war threatens Africa's wheat supply. [online] Quartz Africa. Available at: <https://qz.com/africa/2141561/the-war-in-ukraine-war-threatens-africas-wheat-supply/> (Accessed 1 Apr. 2022).
- Patterson, W. (2022). Russia-Ukraine conflict: What it means for grain and oilseed markets. [online] ING Think. Available at: <https://think.ing.com/articles/russia-ukraine-conflict-what-it-means-for-grain-markets>.
- Russell, M. and Pichon, E. (2019). Russia in Africa BRIEFING EPRS | European Parliamentary Research Service. [online] Available at: [https://www.europarl.europa.eu/RegData/etudes/BRIE/2019/642283/EPRS_BRI\(2019\)642283_EN.pdf](https://www.europarl.europa.eu/RegData/etudes/BRIE/2019/642283/EPRS_BRI(2019)642283_EN.pdf).
- SIPRI (2020). Arms Transfer Database Importer/Exporter TIV Tables. [online] armstrade.sipri.org. Available at: <https://armstrade.sipri.org/armstrade/page/values.php>.
- Terazono, E. and Pooler, M. (2022). Wheat prices hit record highs as war halts exports from Ukraine and Russia. Financial Times. [online] 4 Mar. Available at: <https://www.ft.com/content/e6a28dd9-ecea-4d67-b6b5-a50301b731b2>.
- The Economist (2021). World in Figures Rankings. [online] Available at: <https://worldinfigures.com/rankings/index/118>.
- U.S. Energy Information Administration (EIA) (2021). Natural Gas production. [online] www.eia.gov. Available at: [https://www.eia.gov/international/data/world/natural-gas/dry-natural-gas-production?pd=3002&p=00g&u=0&f=A&v=mapbubble&a=-&i=none&vo=value&t=C&g=001&l=249-ruvwwwfvtnvw1rvvwwwfvvwwwfvvou20evvwwwvvnvvs0008&s=315532800000&e=1609459200000&](https://www.eia.gov/international/data/world/natural-gas/dry-natural-gas-production?pd=3002&p=00g&u=0&f=A&v=mapbubble&a=-&i=none&vo=value&t=C&g=0001&l=249-ruvwwwfvtnvw1rvvwwwfvvwwwfvvou20evvwwwvvnvvs0008&s=315532800000&e=1609459200000&) (Accessed 1 Apr. 2022).
- UNCTAD (2020). International Merchandise Trade. [online] Unctad.org. Available at: <https://unctadstat.unctad.org/wds/ReportFolders/reportFolders.aspx> (Accessed 1 Apr. 2022).
- United Nations (2014). Territorial integrity of Ukraine: Resolution adopted by the General Assembly. United Nations Digital Library System. [online] Available at: <https://digitallibrary.un.org/record/767565?ln=en>.
- United Nations (2022). Aggression against Ukraine: Resolution adopted by the General Assembly. digitallibrary.un.org. [online] Available at: <https://digitallibrary.un.org/record/3959039?ln=en>.
- Visa Online (2022). List of Russian Embassies | Russian Consulates. [online] ivisaonline.com. Available at: <https://ivisaonline.com/russian-consulates> (Accessed 1 Apr. 2022).



[mo.ibrahim.foundation](https://moibrahimfoundation.org)

[/MoIbrahimFoundation](https://www.facebook.com/MoIbrahimFoundation)

[@Mo_IbrahimFdn](https://twitter.com/Mo_IbrahimFdn)

[moibrahimfoundation](https://www.instagram.com/moibrahimfoundation)